


## A guide to Spelling Shed

Go to [www.edshed.com](http://www.edshed.com)

**Sign in to your EdShed account**

Not yet subscribed to EdShed? [Sign Up](#)

Global Username / Email

School Username 

Signing into **Scott Primary School**

[Not your school?](#)

e.g. APeterson32

Password



[Forgotten Password?](#)


Sign In

Click on School username and login using your child's details found in their reading record. It should look like this

EdShed.com  
Name: Test Student  
School: Scott Primary School  
#50641  
Username: tests41  
Password: newfox26



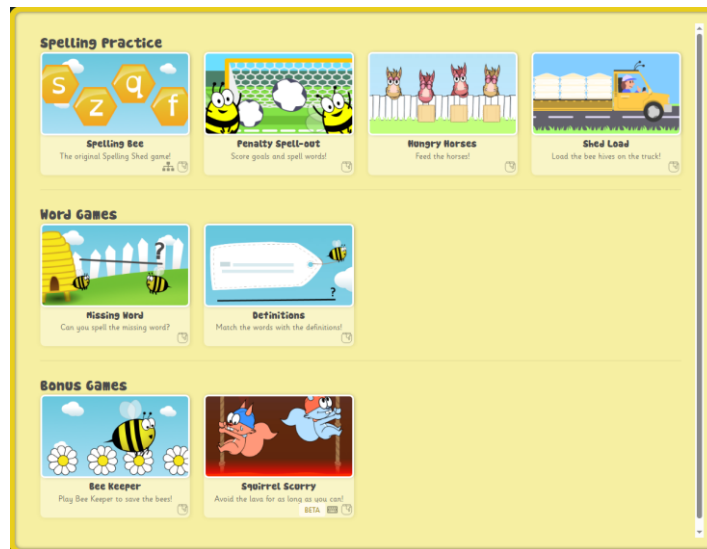
When you log in, you will see this screen:



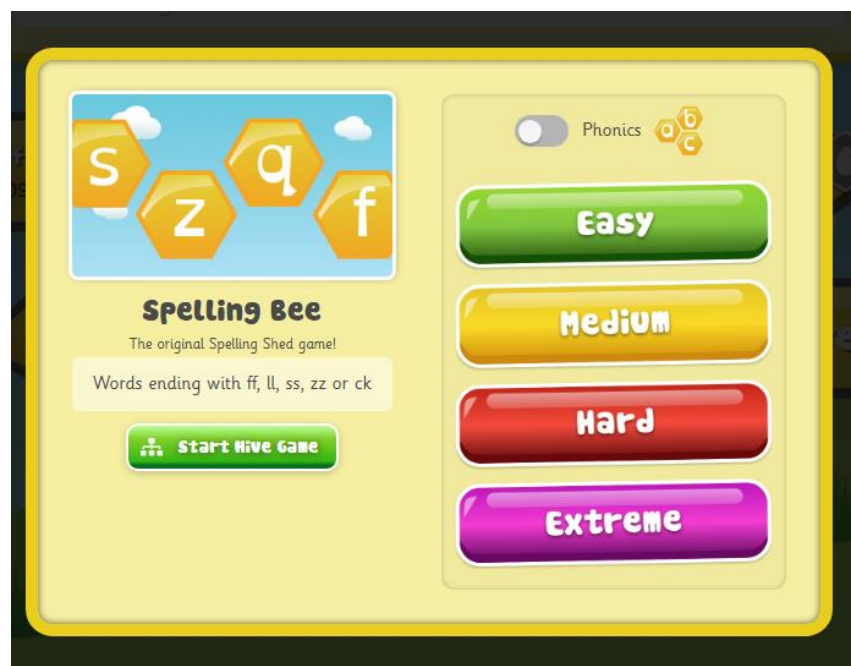
The assignments tab in the top left corner is where your child's spelling homework is set.

Assignments				
<div>Assignments Past Assignments</div>				
Task	Due ↑	Progress	Status	
Assignment SPELLING Words ending with ff, ll, ss, zz or ck	30/09/2025 00:00	0	Egg 0 / 200	Play
Assignment SPELLING Words with the digraphs 'ay' and 'oy'	30/09/2025 00:00	0	Egg 0 / 200	Play
Assignment SPELLING Words with the digraph 'ee'	30/09/2025 00:00	0	Egg 0 / 200	Play
<div>1 &lt; &gt;</div>				

Click play to complete the homework.



This will direct them to choose a game for their spelling practice.



Children will then be asked to pick a difficulty level. Easy will give them just the letters in the word, which they must arrange in the correct order, up to Extreme which gives them all of the letters of the alphabet to choose from.

Children should practise these spellings little and often throughout the week. We would like them to complete at least 3 games per assignment.